

You have selected activities for primary aged pupils. Below you will find quick activities to accompany our in depth lesson plan to support the theme of 'Let's Create a Better Internet Together'.

1. Let's Create a Better Internet Together

Design and create a **slogan** to reflect the message of the day; *let's create a better internet together*. You can use the template in **Appendix 1** to help. Whether you design on paper or digitally, why not display these around your classroom, along your school corridor or on your school website? If you have a school Twitter account, why not tweet them including **@Childnet #SID2015** and we will share them with our followers!

2. Paper People Pledges

Print out our **paper people** (**Appendix 2a**), decorate and colour in and write an oath or digital promise on the placard or speech bubble (**Appendix 2b**). This should be a positive pledge to reflect what they will do to create a better internet. Join these paper people to create a whole class or school display.

3. Recipe for a Better Internet

What key points would you use as your main ingredients to create your perfect "**better internet**" recipe? Support your recipe with pictures to make it clear and visual. You can use the templates in **Appendices 3a** and **3b** to help. One of our winning entries from this year's Childnet Film Competition did just that! Watch "**Cyber Chef**" from St Joseph's Cathedral Primary School to gain ideas and inspiration! www.childnet.com/resources/film-competition/2014/primary-category-winners

This could also be created on a vlog, as a YouTube tutorial or shared with other classes in the school.

4. Choice Wheel

How to play:

- Print out the wheel (**Appendix 4a**) and in pairs, ask your pupils to colour in each section.
- Assemble the arrow using a paper fastener.
- Read out the digital dilemmas (**Appendix 4b**) and invite pupils to move the arrow to find a solution that could help solve the problem. Discuss and emphasise that there may be more than one positive action that could work.

For a quicker option, project/show the Choice Wheel in **Appendix 4c** on the whiteboard in your classroom and run as a discussion exercise. Alternatively print out the choice posters in **Appendix 4d** and place them around the classroom then ask pupils to stand next to their choice.

5. My Online Pledge

Ask your pupils what promise they could make to help create a better internet:

'To help make the internet a better place, I promise I will...'

Once your pupils have decided and written their pledge, take pictures (or film them) holding up their pledge or advice on the template provided (**Appendix 5**). Create a digital photo or film montage and screen on your school website!

SAFER INTERNET DAY 2015




Let's create a better internet together

“


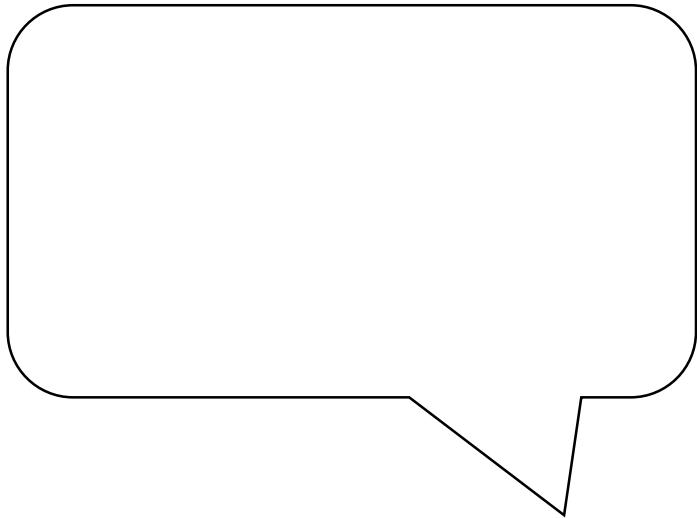
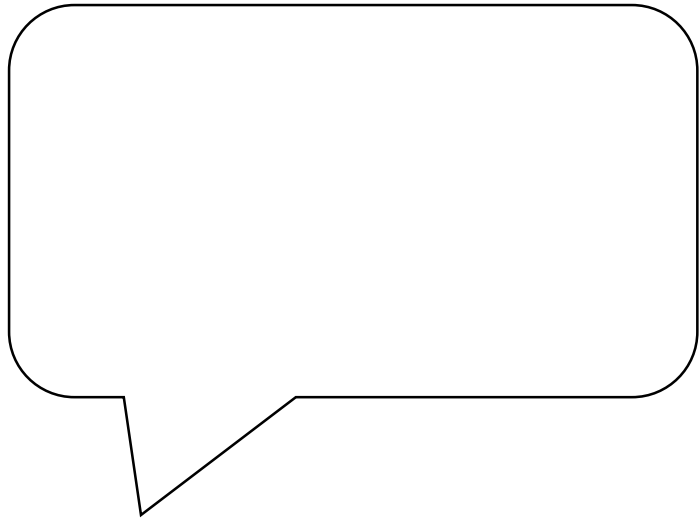
”

Quick Activities
Appendix 1





Quick Activities
Appendix 2a



Quick Activities
Appendix 2b

A Recipe

for a better internet



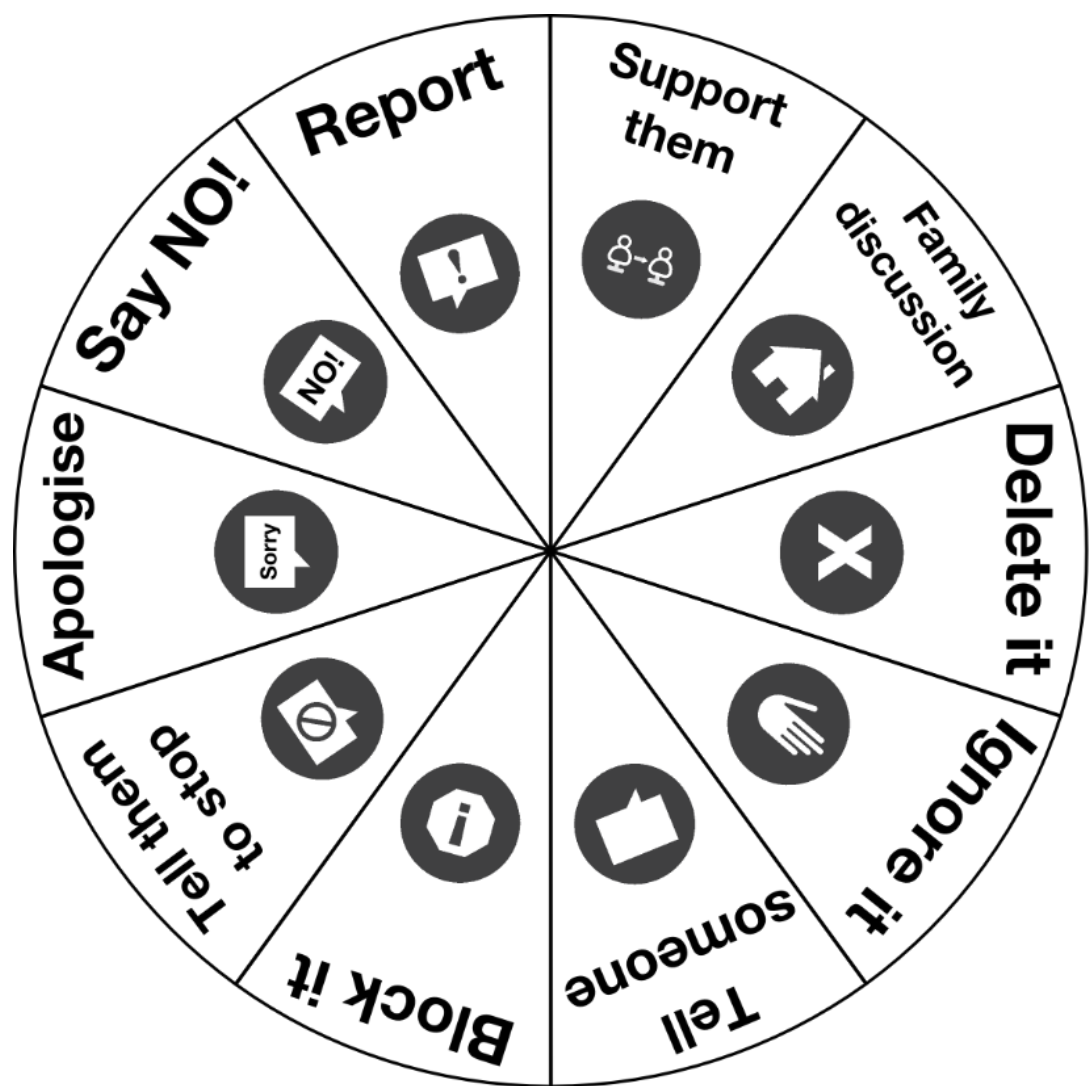
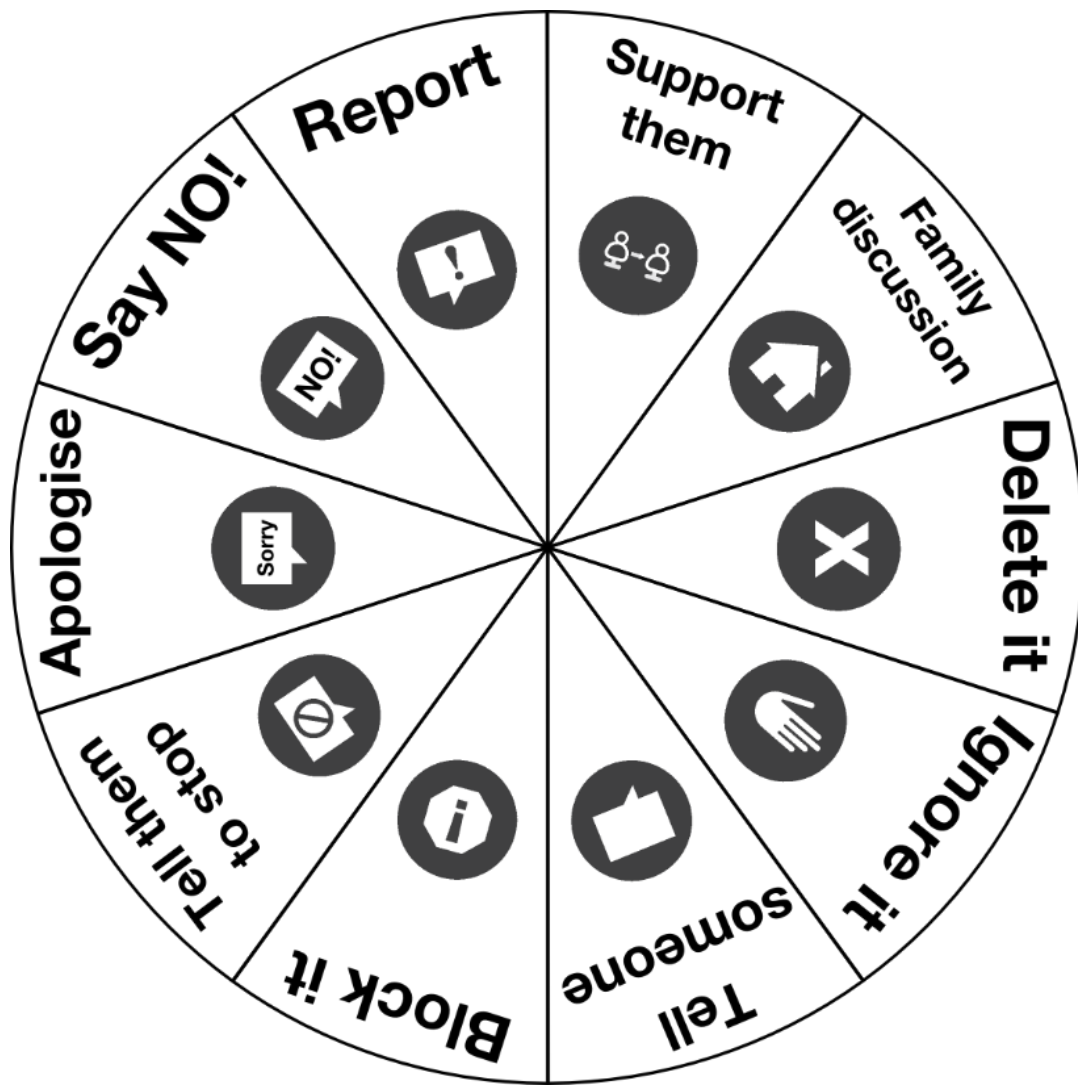
Quick Activities
Appendix 3a

A Recipe

for a better internet

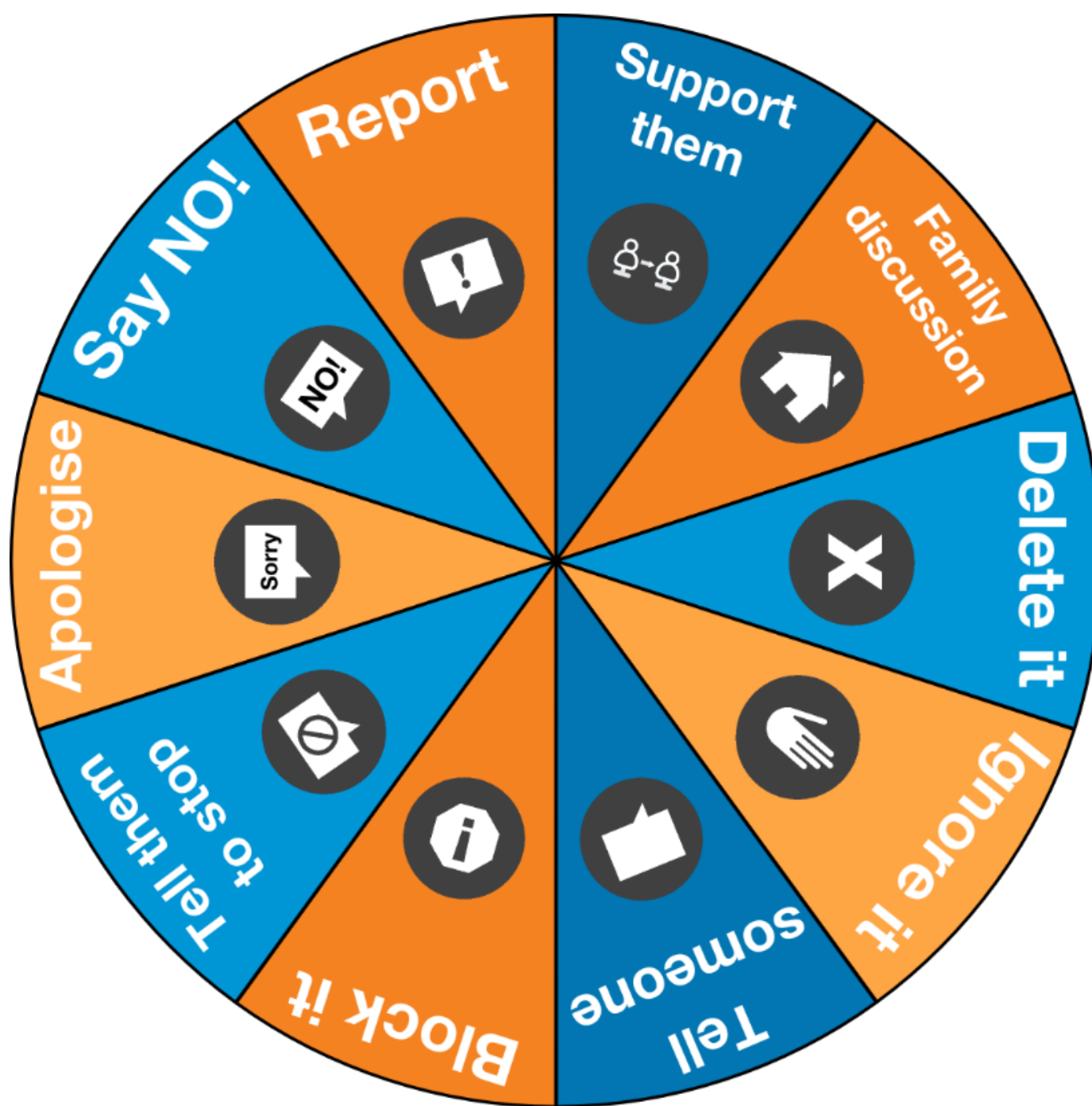


Quick Activities
Appendix 3b



Dilemmas

- You receive an email containing an upsetting image.
What would you do?
- You receive a message saying something mean about someone you know. *What would you do?*
- You click on something by accident and it won't go away. You're worried that you may get in trouble. *What do you do?*
- Your friend is being bullied at school and is now receiving mean emails.
What would you do?
- You have been chatting to someone on an online game for some time but now they want to meet up with you. You have never met this person in real life. *What would you do?*
- You are playing an online game and someone starts chatting to you. They want to know where you go to school, your mobile phone number and your full name. *What would you do?*
- You are playing an online game and a pop up appears. It tells you that you have won loads of money. All you must do is click on it.
What would you do?
- Your brother is visiting websites that are far too old for him. Your parents don't know that he is doing this. *What would you do?*
- You feel that your sister is allowed to spend far more time online than you are. *What would you do?*
- Your friend gives you a link to a website they used for facts for this week's homework. You look at it but some of the facts sound a bit strange. *What would you do?*
- A friend of yours has fallen out with someone else in your class. They decide that they are going to send an embarrassing photo of this person to everyone in their class. They are just about to press send.
What would you do?



Quick Activities
Appendix 4c

Report



Support Them



Family Discussion



Delete It



Ignore It



Tell Someone



Block It



Tell Them to Stop



Apologise



Sorry

Say NO!



NO!

SAFER INTERNET DAY 2015

Let's create a better internet together

To help make the internet a better place, I promise I will

Quick Activities
Appendix 5

